

# VITAL INVERTER SERIES

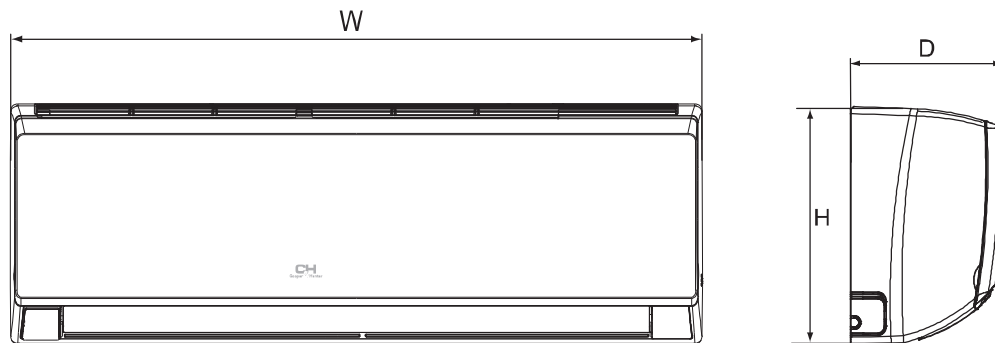


- ▶ "CH 7-SKY Technology" complex filtration system based on seven filters of wide effect spectrum;
- ▶ "CH SMART-ION Filter" – the new generation technology of total cleaning of air;
- ▶ The technology "I-Action": smooth and stable compressor operation at extra low frequencies (1 Hz);
- ▶ Built-in Wi-Fi module for long-distance Wi-Fi control via Android/iOS application;
- ▶ Your house protection against freezing: the "+8°C function". The air conditioner will maintain +8°C temperature preventing room freezing and consuming low energy.



Model		CH-S09FTXF-NG	CH-S12FTXF-NG	CH-S18FTXF-NG	CH-S24FTXF-NG
Capacity	kW Cooling	2.50 (0.50-3.35)	3.20 (0.60-3.60)	4.60 (0.65-5.20)	6.16 (2.00-8.20)
	kW Heating	2.80 (0.50-3.30)	3.40 (0.60-3.80)	5.20 (0.70-5.40)	6.45 (2.00-8.50)
Consumed power	kW Cooling	0.78 (0.16-1.40)	0.99 (0.16-1.40)	1.43 (0.16-1.70)	1.76 (0.16-2.50)
	kW Heating	0.78 (0.20-1.50)	0.94 (0.20-1.50)	1.40 (0.20-1.60)	1.86 (0.20-2.60)

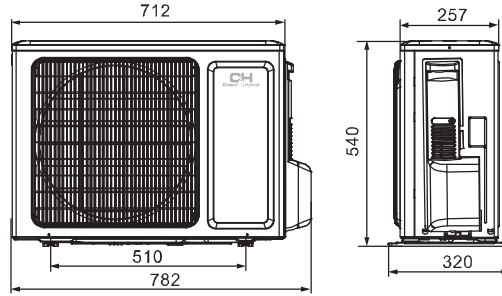
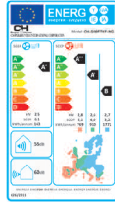
## INDOOR UNIT



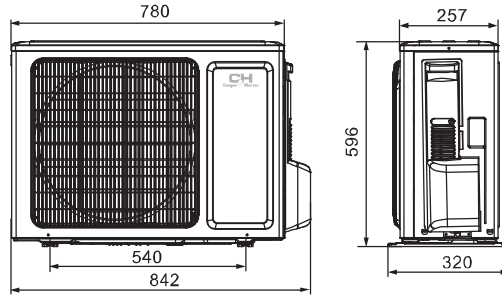
Model	W (mm)	H (mm)	D (mm)
CH-S09FTXF-NG	773	250	185
CH-S12FTXF-NG	773	250	185
CH-S18FTXF-NG	970	300	225
CH-S24FTXF-NG	970	300	225

# OUTDOOR UNIT

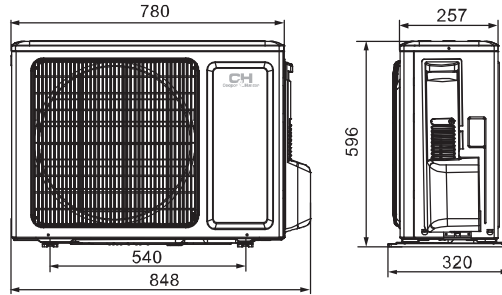
CH-S09FTXF-NG



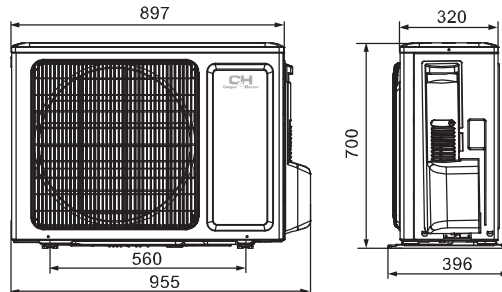
CH-S12FTXF-NG



CH-S18FTXF-NG



CH-S24FTXF-NG



Model			CH-S09FTXF-NG	CH-S12FTXF-NG	CH-S18FTXF-NG	CH-S24FTXF-NG
Capacity	Cooling	kW	2.50 (0.50-3.35)	3.20 (0.60-3.60)	4.60 (0.65-5.20)	6.16 (2.00-8.20)
	Heating	kW	2.80 (0.50-3.30)	3.40 (0.60-3.80)	5.20 (0.70-5.40)	6.45 (2.00-8.50)
Power supply			-220-240 V/50 Hz/1 Ph			
Consumed power	Cooling	kW	0.78 (0.16-1.40)	0.99 (0.16-1.40)	1.43 (0.16-1.70)	1.76 (0.16-2.50)
	Heating	kW	0.78 (0.20-1.50)	0.94 (0.20-1.50)	1.40 (0.20-1.60)	1.86 (0.20-2.60)
SEER*/SCOP** (Energy performance class)			6.1 (A+)/4.0 (A+)	6.1 (A+)/4.0 (A+)	6.1 (A+)/4.0 (A+)	6.1 (A+)/4.0 (A+)
Air flow		m <sup>3</sup> /h	330/430/490/550	290/410/480/550	520/610/720/850	520/610/720/850
Level of soundpressure	Indoor unit (min/ave/max)/	dB (A)	23/26/30/37	24/28/32/37	28/33/39/45	30/34/39/44
	Outdoor unit	dB (A)	52	52	54	57
<b>Refrigerant type</b>			<b>R32</b>			
Weight	Indoor unit/Outdoor unit	kg	8.5/29	8.5/31	13.5/34	13.5/46
Compressor type			rotor			
Drying		l/h	0.8	1.4	1.8	1.8
Cooling operation ambient temperature		°C	-15/+43			
Heating operation ambient temperature		°C	-15/+24			
Gas charge volume		kg	0.60	0.65	0.77	1.30
Liquid line diameter		mm/inch	6.38/1/4"	6.38/1/4"	6.38/1/4"	6.38/1/4"
Gas line diameter		mm/inch	9.53/3/8"	9.53/3/8"	9.53/3/8"	15.88/5/8"
Maximal difference in level		m	10	10	10	10
Maximal pipe length		m	15	20	20	25
Distance between the bolts of the outdoor unit fastening		mm	510	540	540	560

\* SEER - seasonal coefficient of system cooling capacity.  
 \*\* SCOP - seasonal coefficient of system cooling capacity.